

Journée Méditerranéenne de l'air - les ports -



Posez vos questions en direct :
#jmaports



Ensemble, préservons notre air !



Membres de


Emission Control Areas (ECA)



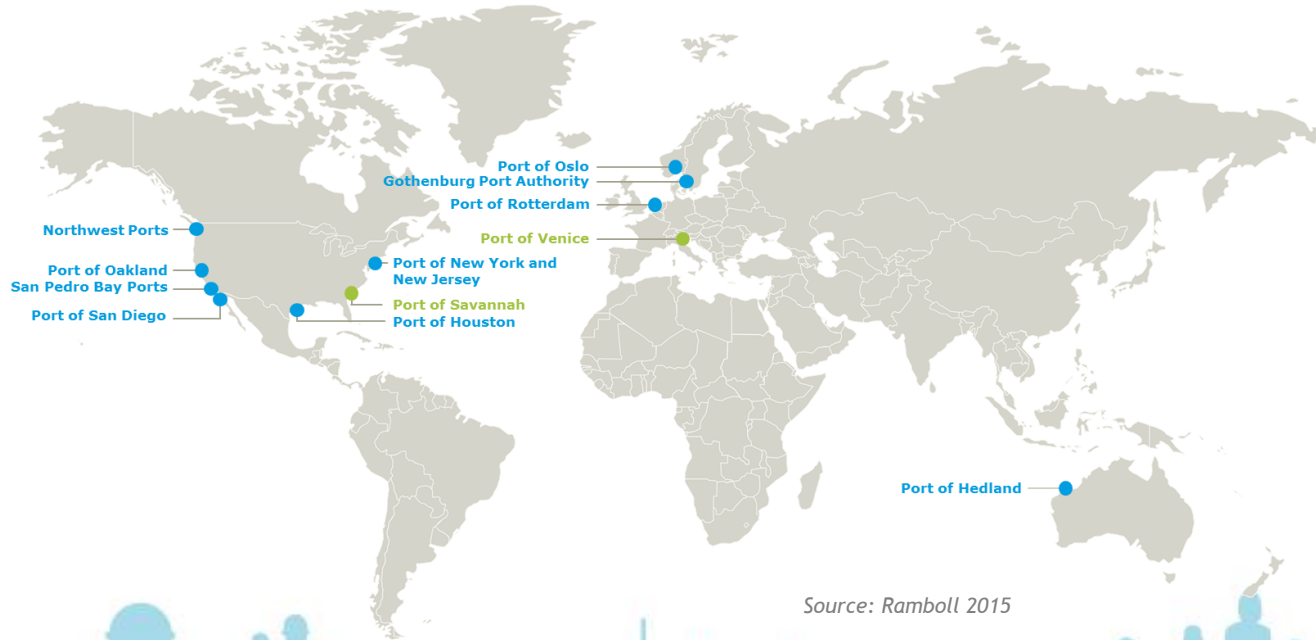
 Zones SECA existantes
 Futures zones SECA possibles

Source : Analyse Sia Partners 2015


Annual average concentration ($\mu\text{g}/\text{m}^3$)	CAAQs 2002	EU 2008/CE/50
PM ₁₀	20	40
PM _{2.5}	12	25



Clean Air Actions Plans (CAAPs)



Source: Ramboll 2015



Clean Air Actions Plans (CAAPs)

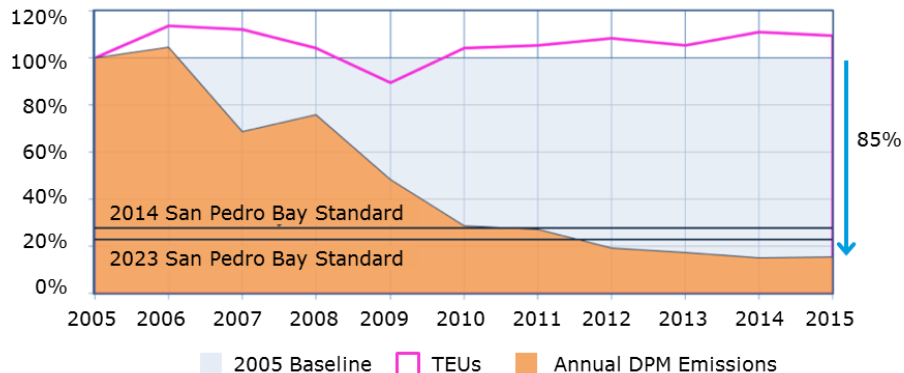
- Actions technologiques / opérationnelles
- Leviers: (1) Navires, (2) Bateaux dans le Port, (3) Equipements, (4) locomotives, (5) camions et véhicules
- Indicateurs / outils de suivi



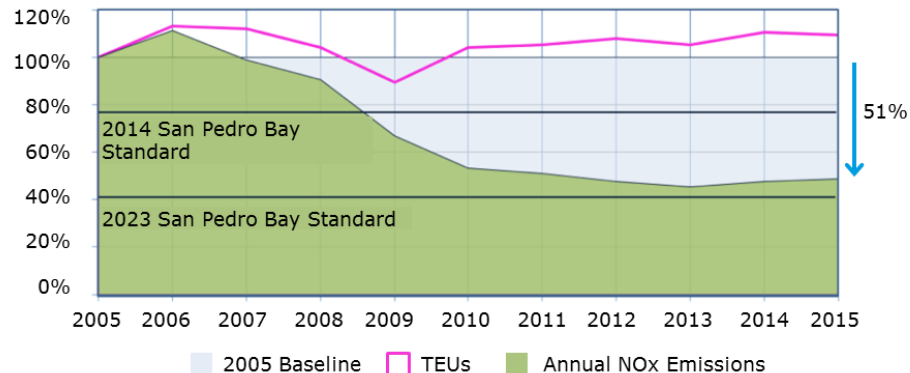
Clean Air Actions Plans (CAAPs)

Port of Los Angeles (POLA)

Port DPM Emissions Trend



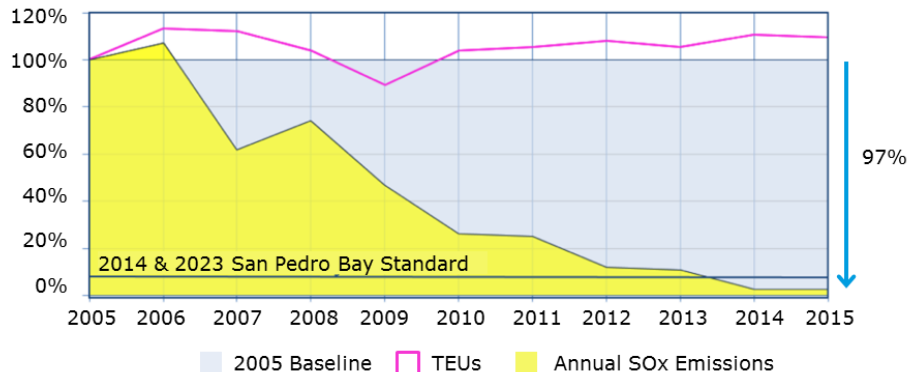
Port NOx Emissions Trend



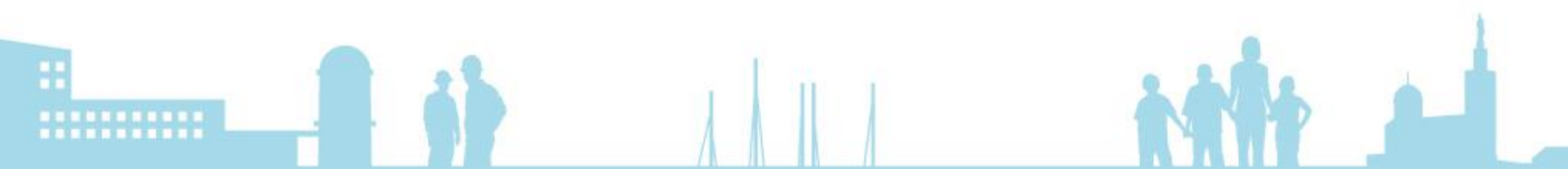
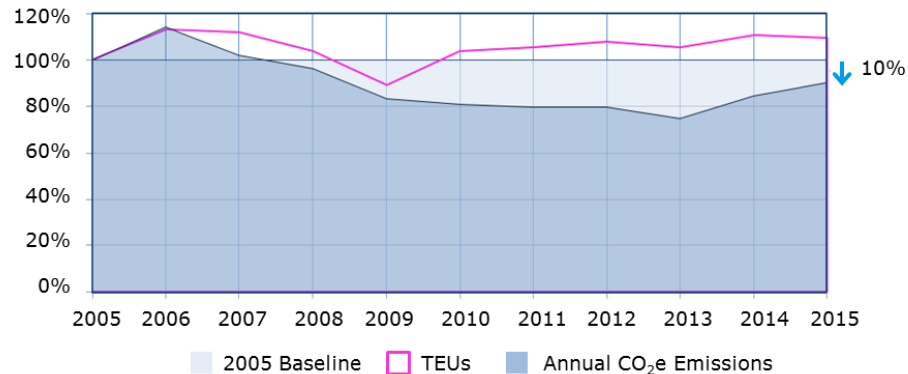
Clean Air Actions Plans (CAAPs)

Port of Los Angeles (POLA)

Port SOx Emissions Trend



Port CO₂e Emissions Trend



Pour aller plus loin...

San Pedro Bay Ports CAAP

<http://www.cleanairactionplan.org/>

Port of San Diego CAAP

<https://www.portofsandiego.org/environment/clean-air.html>

RAMBOLL / Frédéric Pradelle

fpradelle@ramboll.com

